



EASY CONVEYORS OVERVIEW



TABLE TOP CONVEYOR SYSTEMS | MAT TOP CONVEYOR SYSTEMS
CONVEYOR COMPONENTS | BELT CONVEYORS SYSTEMS | ROLLER CONVEYOR SYSTEMS

AUTOLINE
ROBOTICS • AUTOMATION • CONVEYORS
0800 37 55 66 | sales@autoline.nz | www.autoline.nz

easy
...CONVEYORS
www.easy-conveyors.com



ETS Head Drive

ETS Centre Drive

ETS Connection Drive

Easy Conveyors are a manufacturer of Modular Conveyor systems. Our product range consists of components for belt top, mat top, table top and roller conveyors.

The Easy Conveyors concept is based on long experience in R&D and continuous quality improvement of product conveyor systems. On this basis we are continuously developing competitive products for our customers worldwide.

Our product range is based on the modular building principle. Because of this modular building principle, our systems are compatible and the same components can be used in all our types of conveyor systems. Because of this we are able to create the highest quality, flexibility and the best conditions. The conveyors can be supplied in aluminium or stainless steel versions. A perfect fitting multi-flex plastic chain allows the system straight, horizontal and vertical running capability.

Because of this flexibility and space saving abilities, economic use is guaranteed. The chain range is from 80 up to 200 mm wide and for product widths up to 400 mm.

Aluminium system

This conveyor system based on Aluminium profiles uses a plastic chain that permits horizontal as well as vertical change of direction. In addition to the standard types, bespoke chain links are available on request. The standard widths are 80, 140 and 200 mm.

Aluminium System



Stainless Steel System



Examples of product handling:

Huge product varieties such as :large boxes, products in soft plastic bags, (for example, detergent powder and wrapped tissue paper rolls), food products, personal care products packed cookies, bread, electric motors, cans, meat, fuel injectors, dry batteries, plastic bottles, matches, cheese boxes, coffee and tea packages, clean fruits

TABLE TOP CONVEYORS



Stainless Steel System (Hygienic conveyor design)

The Stainless steel conveyor series is a conveyor which is adapted to the requirements of the food processing, pharmaceutical and hygiene industries.

The system is designed for easy integration with aluminium systems, and many chain types are available from the standard range. It is designed according to the EHEDG* guidelines. The EMBS wash down systems are suitable for hygienic solutions as industry standard conveyor systems.

The stainless steel Series is ideal for filling lines within the food, personal products and liquid pharmaceuticals branches.



*) European Hygiene Engineering and Design Group,
an EU machine directive for safe and hygienic machinery.

Technical characteristics ETS series

	80	140	200
Chain tension static limit	6000 N	6000 N	6000 N
Frame width (FW)	87,5 mm	147,5 mm	207,5 mm
Chain width (CW)	80 mm	140 mm	200 mm
Product width	20 - 200 mm	70 - 300 mm	100 - 400 mm
Max. conveyor length*	30 m	30 m	30 m

* depending on the lay out

More detailed information can be found in our easy conveyors components and system catalogue on our website:
www.easy-conveyors.com

THE BENEFITS FOR YOU ARE OBVIOUS:

Intelligent products for competitive prices.

The conveyor systems are manufactured in such a way that they are very easy to assemble, install and maintain with the use of simple hand tools. This means a significant saving in the assembly time costs for the dealer or in the case of self-assembling.

Our specially selected and fully trained dealers are able to assist, advise or support you about all technical and commercial aspects of our products. When you want to know more about our product possibilities and prices, feel free to check out our website www.easy-conveyors.com or contact your local dealer (part of our extensive worldwide dealer network).



Easy Conveyors offers the possibility on the website to configure different types of conveyor systems in a detailed download version in various formats (autoCad, solid works, Pro-engineer and more ...)

You can integrate the created conveyor system in your own drawing files or production layouts.



AUTOLINE
ROBOTICS • AUTOMATION • CONVEYORS
www.autoline.nz

EMBS
SYSTEM



EMBS Head Drive



EMBS Centre Drive



EMBS Connection Drive



Easy Conveyors are a manufacturer of Modular Conveyor systems. Our product range consists of components for belt top, mat top, table top and roller conveyors.

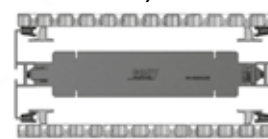
The Easy Conveyors concept is based on long experience in R&D and continuous quality improvement of product transport systems. On this basis we are continuously developing competitive products for our customers worldwide.

Our product range is based on the modular building principle. Because of this modular building principle, our systems are compatible and the same components can be used in all our types of conveyor systems. Because of this we are able to create the highest quality, flexibility and the best conditions.

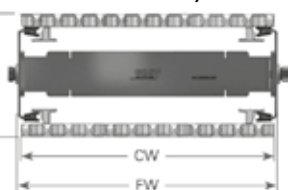
The conveyors can be supplied in aluminium or stainless steel versions. A perfect fitting multi-flex plastic chain allows the system straight, horizontal and vertical running capability. Because of this flexibility and space saving abilities, economic use is guaranteed. The chain range is from 255 up to 510 mm wide and for product widths up to 700 mm.

Aluminium system

This conveyor system based on Aluminium profiles uses a plastic chain that permits horizontal as well as vertical change of direction. In addition to the standard types, several special purpose chain links are available on request. The standard widths are 255, 340, 425 and 510 mm.



Stainless Steel System




Examples of product handling:

Huge product varieties such as :large boxes, products in soft plastic bags, (for example detergent powder, wrapped tissue paper rolls), food products, personal care products packed cookies, bread, electric motors, cans, meat, fuel injectors, dry batteries, plastic bottles, matches, cheese boxes, coffee and tea packages, clean fruits

Conveyor with custom made supports and side guiding.



MAT TOP CONVEYORS



Stainless Steel System (Hygienic conveyor design)

The Stainless steel conveyor Series is a conveyor which is adapted to the requirements of the food processing, pharmaceutical and hygiene industries.

The system is designed for easy integration with aluminium systems, and many chain types are available from the standard range. It is designed according to the EHEDG* guidelines. The EMBS wash down systems are suitable for hygienic solutions as industry standard conveyor systems.

The stainless steel Series is ideal for filling lines within the food, personal products and liquid pharmaceuticals branches.



Easy de-assembling everywhere in the conveyor

Technical characteristics EMBS series

	255	340	425	510
Chain tension limit in straight section, static	7650 N	10200 N	12750 N	15300 N
Chain tension limit in curve	2500 N	2500 N	2500 N	2500 N
Frame width (FW)	260 mm	344 mm	429 mm	513 mm
Chain width (CW)	255 mm	340 mm	425 mm	510 mm
Product width	< 400 mm	< 500 mm	< 600 mm	< 700 mm
Maximum conveyor length*	22 m	22 m	22 m	22 m

* depending on the lay out

THE BENEFITS FOR YOU ARE OBVIOUS:

Intelligent products for competitive prices.

The conveyor systems are manufactured in such a way that they are very easy to assemble, install and maintain with the use of simple hand tools. This means a significant saving in the assembly time costs for the dealer or in the case of self-assembling.

Our specially selected and fully trained dealers are able to assist, advise or support you about all technical and commercial aspects of our products. When you want to know more about our product possibilities and prices, feel free to check out our website www.easy-conveyors.com or contact your local dealer (part of our extensive worldwide dealer network).

Easy Conveyors offers the possibility on the website to configure all different types of conveyor systems in a detailed download version in various formats (autoCad, solid works, Pro-engineer and more ...) You can integrate the created conveyor system in your own drawing files or production layouts.



*) European Hygiene Engineering and Design Group,
an EU machine directive for safe and hygienic machinery.

More detailed information can be find in our easy conveyors components and system catalogue on our website:

www.easy-conveyors.com

AUTOLINE


ROBOTICS • AUTOMATION • CONVEYORS

0800 37 55 66 | sales@autoline.nz | www.autoline.nz



Easy Conveyors are a manufacturer of Modular Conveyor systems. Our product range consists of components for belt top, mat top, table top and roller conveyors.

Direct Drive



The Easy Conveyors concept is based on long experience in R&D and continuous quality improvement of product conveyor systems. On this basis we are continuously developing competitive products for our customers worldwide.

Our product range is based on the modular building principle. Because of this modular building principle, our systems are compatible and the same components can be used in all our types of conveyor systems. Because of this we are able to create the highest quality, flexibility and the best conditions.

Our EMCS series is a modular straight running mat top conveyor system. It is used in all kind of sectors like food, filling, packaging, logistic, mechanical, agricultural, clean fruits, electronics industries etc.


Idler




MAT TOP CONVEYORS



FLAT TOP



FRICTION TOP



OPEN TOP

With a maximum load of about 250 kg and a maximum length of 22 meters and up to a 45 mtr/min on speed, we can almost make every solution you require, the final capacity is of course always depending on the line configuration. Different configuration possibilities are on request.

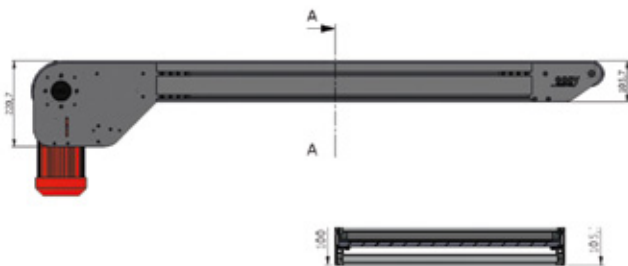
The EMCS system is based of anodized aluminium profiles that creates a rigid frame work. All Easy parts like side guiding and supports are compatible with the EMCS system.

The chain material is POM and is available in Flat Top, Friction top and open top structure. The flat belt surface ensures stability of conveyed items. The chain is running over a TCP sliding profile which ensures a low friction coefficient with a minimum on wear. The chain is easy to de-assemble, and lift up, so easy cleaning and major maintenance is no problem.

The chain width is 85 mm up to 2550 mm in increments of 85mm.

The standard sizes are;

170 - 255 - 340 - 425 - 510 - 680 - 850 mm



Technical characteristics EMCS series

Conveyor length (L)	Individual von 785 -22.000mm
Frame width (FW)	186, 271, 356, 441, 528, 698, 868mm
Belt width (BW)	170, 255, 340, 425, 510, 680, 850mm
Max load capacity	21.600 N/m (1.480 lb/ft)

THE BENEFITS FOR YOU ARE OBVIOUS:

Intelligent products for competitive prices.

The conveyor systems are manufactured in such a way that they are very easy to assemble, install and maintain with the use of simple hand tools.

This means a significant saving in the assembly time costs for the dealer or in the case of self-assembling.

Our specially selected and fully trained dealers are able to assist, advise or support you about all technical and commercial aspects of our products. When you want to know more about our product possibilities and prices, feel free to check our website **www.easy-conveyors.com** or contact your local dealer (part of our extensive worldwide dealer network).

Easy Conveyors offers the possibility on the website to configure different types of conveyor systems in a detailed download version in various formats (autoCad, solid works, Pro-engineer and more ...)

You can integrate the created conveyor system in your own drawing files or production layouts.



More detailed information can be found in our easy conveyor components and system catalogue on our website: **www.easy-conveyors.com**



ROBOTICS • AUTOMATION • CONVEYORS

0800 37 55 66 | sales@autoline.nz | www.autoline.nz



Easy Conveyors are a manufacturer of Modular Conveyor systems. Our product range consists of components for belt top, mat top, table top and roller conveyors.

EBS 40 transmission drive with 15 mm knife edge




EBS 80 transmission drive with 85 mm idler




EBS 40 drum drive with 45 mm idler



EBS 80 direct drive with 85 mm idler



EBS 40 direct drive with 45 mm idler




The Easy Conveyors concept is based on long experience in R&D and continuous quality improvement of product conveyor systems. On this basis we are continuously developing competitive products for our customers worldwide.

Our product range is based on the modular building principle. Because of this modular building principle, our systems are compatible and the same components can be used in all our types of conveyor systems. Because of this we are able to create the highest quality, flexibility and the best conditions.



BELT CONVEYORS



The 2 series:

- **EBS 40**

The aluminium conveyor EBS 40 series offers 15 mm and 45 mm return rollers in different configurations. These belt conveyors are suitable for high maximum load capacity, makes this range very versatile for many applications.

- **EBS 80**

The aluminium conveyor EBS 80 series is the real heavyweight of the range. With a large maximum load capacity, widths up to 1200 mm and a maximum length of 16000 mm, this is the belt conveyor for heavy duty requirements.

THE BENEFITS FOR YOU ARE OBVIOUS:

Intelligent products for competitive prices.

The conveyor systems are manufactured in such a way that they are very easy to assemble, install and maintain with the use of simple hand tools. This means a significant saving in the assembly time costs for the dealer or in the case of self-assembling.

Our specially selected and fully trained dealers are able to assist, advise or support you about all technical and commercial aspects of our products. When you want to know more about our product possibilities and prices, feel free to check out our website www.easy-conveyors.com or contact your local dealer (part of our extensive worldwide dealer network).

Easy Conveyors offers the possibility on the website to configure different types of conveyor systems in a detailed download version in various formats (autoCad, solid works, Pro-engineer and more ...) You can integrate the created conveyor system in your own drawing files or production layouts.

Our belt conveyors are available in 2 types;

EBS 40, standard widths from 100 to 600 mm

EBS 80, standard widths from 200 to 1200 mm

More detailed information can be found in our easy conveyors components and system catalogue on our website:

www.easy-conveyors.com




ROBOTICS • AUTOMATION • CONVEYORS

0800 37 55 66 | sales@autoline.nz | www.autoline.nz



Easy Conveyors are a manufacturer of Modular Conveyor systems. Our product range consists of components for belt top, mat top, table top and roller conveyors.



SHORT DESCRIPTION

The ERA roller conveyor system is an efficient system for product transport for the automation and logistic industry. This system is based on aluminium profiles and combines a unique elegant design with great system flexibility and functionality.

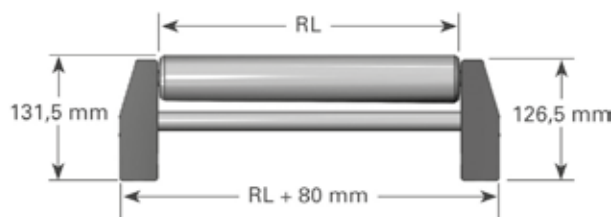

The frame profile is already prepared with slotted holes, which makes it easier to mount additional equipment, such as photocells sensors, side guiding equipment and support stands.

The roller frame profile has a cable duct, that easily covers electric wires with the help of an detachable aluminium cover. The ERA 50 system include powered and gravity roller conveyors, bends and accessories.



Flatbelt driven ERA 50 series

ROLLER CONVEYORS



The benefits at a glance:

ERA 50. Load capacity up to 200 kg/m. Galvanized rollers with 50 mm diameter as standard. **Available roller lengths (RL): 420, 520 and 620 mm.**

Roller conveyors are specially used for complex automated conveying installations. These include distribution and accumulating operations, and integration of automated procedures such as labelling, printing, strapping, etc.

More detailed information can be found in our easy conveyors components and system catalogue on our website: www.easy-conveyors.com

The conveyor systems are manufactured in such a way that they are very easy to assemble, install and maintain with the use of simple hand tools. Due to the modular aluminium construction of the roller conveyor, the installation can be easily extended, modified, or adapted to changing capacity requirements. This means a significant saving in the assembly time costs for the dealer or in the case of self-assembling.

FLATBELT DRIVEN

The ERA 50 system operates at low noise levels, so the ERA 50 is very suitable to be integrated in picking stations, sorting systems and in assembly lines. The flat belt drive of the roller conveyors makes it possible to accumulate products, for example in case of an assembly station. By altering the driving force in combination with our standard separation stops, it is possible to separate products from the accumulated line. Pusher transfers and blade stops are examples of standard accessories available within the product range.

- The framework is made of torsional rigid anodised aluminum profiles, equipped with simply mounted aluminum cover plate, which is easy to clean and it gives the system an aesthetic impression.
- The conveyors can be built with a nominal width of 420, 520 and 620 mm, in lengths from 450 to 20 000 mm.
- Conveyor rollers are available either zinc plated or PVC.
- Standardised accessories such as photocell brackets and side guide brackets.
- The same framework is used for driven and non-driven roller conveyor.

Our specially selected and fully trained dealers are able to assist, advise or support you about all technical and commercial aspects of our products. When you want to know more about our product possibilities and prices, feel free to check out our website www.easy-conveyors.com or contact your local dealer (part of our extensive worldwide dealer network).

Easy Conveyors offers the possibility on the website to configure different types of conveyor systems in a detailed download version in various formats (autoCad, solid works, Pro-engineer and more ...)

You can integrate the created conveyor system in your own drawing files or production layouts.



ROBOTICS • AUTOMATION • CONVEYORS

0800 37 55 66 | sales@autoline.nz | www.autoline.nz

CONFIGURATION OF YOUR CONVEYOR SYSTEM ONLINE:

Go to the website www.easy-conveyors.com

Go to the menu bar and select CONFIGURATOR.
Configurator program will open.
Choose your language with the use of country flags.

- STEP 1:** Go to Product & CAD and choose your required type of conveyor system.
- STEP 2:** Choose your specific type of conveyor
- STEP 3:** Add requested parameters
- STEP 4:** Add requested parameters
- STEP 5:** Add requested parameters.
- STEP 6:** Select bottom right, CAD file or Datasheet
Your CAD drawing or PDF datasheet will be created in left side frame ready for downloading.
- STEP 7:** Download or save your designed conveyor system as 3D drawing.



STEP 1



STEP 2



STEP 5



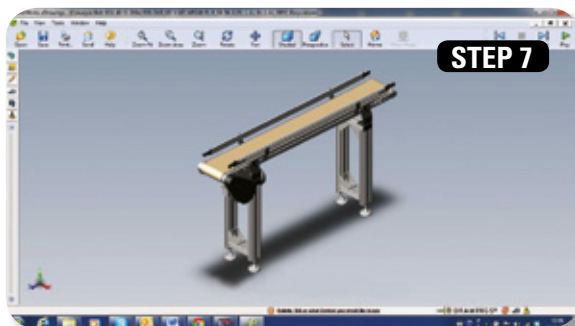
STEP 3



STEP 6



STEP 4



STEP 7



ROBOTICS • AUTOMATION • CONVEYORS

0800 37 55 66 | sales@autoline.nz | www.autoline.nz