



ROBOTICS • AUTOMATION • CONVEYORS



EMCS
SYSTEM

STRAIGHT
MAT TOP CONVEYORS

Aluminium



easy
...CONVEYORS


www.easy-conveyors.com

EMCS
SYSTEM



Easy Conveyors is a manufacturer of modular conveyor systems. Our Product range consists of components for belt-, mat top-, table top- and roller conveyors.

Direct Drive




The Easy Conveyors concept is based on long experience in R&D and continuous quality improvement of product conveyor systems. On this base we continuously developing competitive products for our customers worldwide.

Our product range is based on the modular building principle. Because of this modular building principle, our systems are compatible and the same components can be used in all our types of conveyor systems. Because of this we are able to create the highest quality, flexibility and the best conditions.

Our EMCS series is a modular straight running mat top conveyor system. It is used in all kind of sectors like Food, filling, packaging, logistic, mechanical, agricultural, clean fruits, electronics industries etc.


Idler



MAT TOP CONVEYORS



FLAT TOP



FRICTION TOP



OPEN TOP

With a maximum load of about 250 kg and a maximum length of 22 meters and up to a 45 mtr/min on speed, we can almost make every solution you require, the final capacity is of course always depending on the line configuration. Different configuration possibilities are on request.

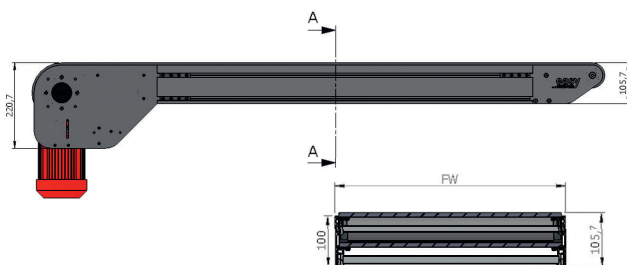
The EMCS system is based of anodized aluminium profiles that creates a rigid frame work. All Easy parts like side guiding and supports are compatible with the EMCS system.

The chain material is POM and is available in Flat Top, Friction top and open top structure. The flat belt surface ensures stability of conveyed items. The chain is running over a TCP sliding profile which ensures a low friction coefficient with a minimum on wear. The chain is easy to de-assemble everywhere in de conveyor, also is the chain very easy to lift up, so easy cleaning and major maintenance is no problem.

The chain width is 85 mm until 2550 mm this with extension steps of 85 mm.

The standard sizes are;

170 - 255 - 340 - 425 - 510 - 680 - 850 mm



Technical characteristics EMCS series

Conveyor length (L)	Individual von 785 -22.000mm
Frame wideness (FW)	186, 271, 356, 441, 528, 698, 868mm
Belt wideness (BW)	170, 255, 340, 425, 510, 680, 850mm
Max load capacity	21.600 N/m (1.480 lb/ft)

THE BENEFITS FOR YOU ARE OBVIOUS:

Intelligent products for competitive prices.

The conveyor systems are manufactured in such a way that they are very easy to assemble, install and maintain with the use of simple hand tools.

This means a significant saving in the assembly time costs for the dealer or in the case of self-assembling.

Our special selected and fully trained dealers are able to assist, advise or support you about all technical or commercial aspects of our products. When you want to know more about our product possibilities and prices, feel free to check our website www.easy-conveyors.com or contact your local dealer (part of our extensive worldwide dealer network).

Easy Conveyors offers the possibility on the website to configure different types of conveyor systems in a detailed download version in various formats (autoCad, solid works, Pro-engineer and more ...)

You can integrate the created conveyor system in your own drawing files or production layouts.



More detailed information can be find in our easy conveyors components and system catalogue on our website:

www.easy-conveyors.com



CONFIGURATION OF YOUR CONVEYOR SYSTEM ONLINE:

Go to the website www.easy-conveyors.com

Go to the menu bar and select CONFIGURATOR.
Configurator program will open.
Choose your language with the use of country flags.

- STEP 1** Go to Product & CAD and choose your required type of conveyor system.
STEP 2 Choose your specific type of conveyor.
STEP 3 Add requested parameters.
STEP 4 Add requested parameters.
STEP 5 Add requested parameters.
STEP 6 Select bottom right, CAD file or Data sheet.
 Your CAD drawing or Pdf datasheet will be created in left side frame ready for downloading.
STEP 7 Download or save your designed conveyor system as 3D drawing.

