

YASKAWA

ArcWorld RS & HS

Delivering a flexible, space saving and cost-effective option to integrate robotics into your welding processes.





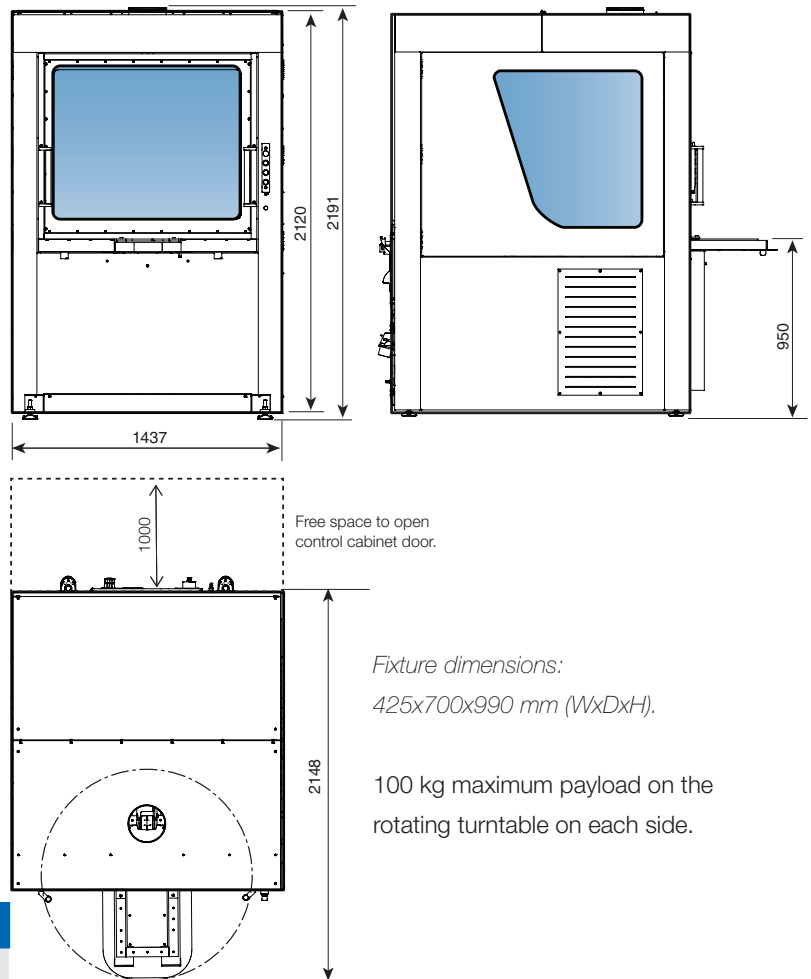
Key benefits

- Easy to install and operate.
- Easy to relocate.
- Small footprint (2.3 sq.m).

Ideal for replacing or supplementing manual welding, e.g. for pre assembly prior to welding in a larger robot cell. With our Mini series it is possible to double the output, with half of the preparation time. Complete with robot and controller the ArcWorld RS Mini with its revolving door and table has plenty to offer on a very small shape.

Scope of delivery

- Platform and casing with blue polycarbonate glare shield protection.
- MOTOMAN-AR900 robot with YRC1000 controller.
- Start/stop button panel.
- Fume extraction hood.
- CE-marking.



Fixture dimensions:
425x700x990 mm (WxDxH).

100 kg maximum payload on the rotating turntable on each side.

All dimensions are for reference only.

Request detailed drawings for design/engineering requirements!

ArcWorld RS Mini	
Dimensions	1437x2148x2191 mm (WxDxH)
Weight	895 kg
Robot	MOTOMAN-AR900
Controller	YRC1000





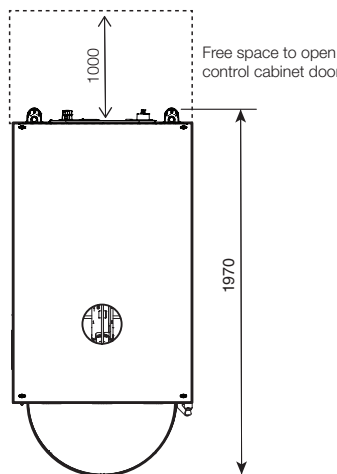
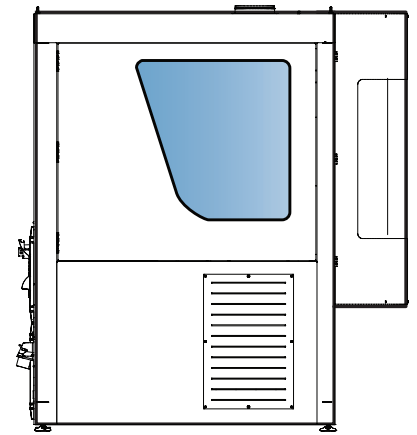
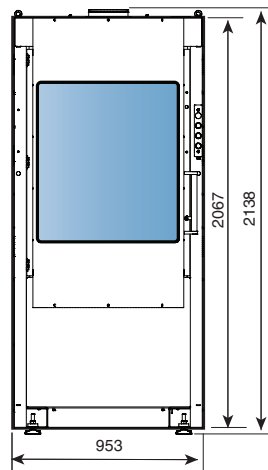
Key benefits

- Easy to install and operate.
- Easy to relocate.
- Small footprint (1.4 sq.m).

Ideal for replacing or supplementing manual welding, e.g. for pre assembly prior to welding in a larger robot cell. With our Micro series it is possible to double the output, with half of the preparation time. Complete with robot and controller the ArcWorld HS Micro with its hinged door opening has plenty to offer on a very small shape.

Scope of delivery

- Platform and casing with blue polycarbonate glare shield protection.
- MOTOMAN-AR900 robot with YRC1000 controller.
- Start/stop button panel.
- Fume extraction hood.
- CE-marking.



Fixture dimensions:
550x500x1050 mm (WxDxH).

100 kg maximum payload on the fixed table.

All dimensions are for reference only.

Request detailed drawings for design/engineering requirements!

ArcWorld HS Micro

Dimensions	953x1970x2138 mm (WxDxH)
Weight	690 kg
Robot	MOTOMAN-AR900
Controller	YRC1000

Controlled by
YRC1000

ArcWorld

LESS SPACE | MORE OUTPUT



Industrial robot

MOTOMAN-AR900 with a 7 kg payload capacity and an easy-to-clean finish. It is equipped with a selection of advanced YASKAWA programming functions to maximize weld quality and robot speed.

Options

- Simple fixture table.
- Fixture hole plates and fixture clamps.
- Interior light bar and 230V socket for the cabinet.
- Light beacon.
- Extra holder for teach pendant at eye level on side door.
- Colours by customer choice.
- Torch cleaning station (TCS) and calibration unit (MotTac).
- Quick and easy programming with the YASKAWA Welding Wizard.
- Pendant armor, proactive protection of teach pendant.

Welding kit


Each welding kit contains a welding power source, cable bundle, wire feeder and welding torch. The power sources are:

- **Kemppi** A7 Mig Welder 350.
- **Esab** Aristo Mig 4004i Pulse.
- **Fronius** TPS 320i.
- **Migatronic** Sigma Select 300.
- **EWM** Phoenix 552.
- **SKS** LSQ3.

The ArcWorld family

Our complete range of ArcWorld series can be found at:

www.arcworld.eu



YASKAWA



YASKAWA Nordic AB
PO Box 504
SE-385 25 Torsås, SWEDEN

Phone +46 480 41 78 00
info.se@yaskawa.eu.com
www.yaskawa.eu.com