

# CONVEYOR SYSTEMS



 **AUTOLINE**

ROBOTICS • AUTOMATION • CONVEYORS







# About Us



## We Are The Robotic, Automation and Conveyor Experts

Autoline began over 30 years ago selling press feeder and bowl feeding solutions to the manufacturing industry. As we grew, we introduced New Zealand to aluminium T-slot extrusion and used the aluminium profile to build conveyors and automation systems.

We continued to expand and established ourselves as New Zealand's leading automation company 'Conveying Excellence' in what we designed and manufactured and our customer experience.

With progressive development approach to bringing the very best of automation to New Zealand industries, we branched out into robotics with the acquisition of Carbines

Engineering, New Zealand's leading robotics integrator with over 35 years of experience in the industry.


Today we continue to lead as the Robotic, Automation and Conveyor Experts, bringing the latest technology and innovations in New Zealand.

### Autoline Conveyor Systems and Solutions

We build a wide range of customised conveyor systems to suit your industry and work environment, including belt, roller, stainless, modular and speciality conveyors. We also incorporate new innovative robotic equipment into existing conveyor systems to improve productivity and capability of existing systems.

## Industries We Serve

Engineering • Forestry • Paper • Food • Manufacturing • Machinery • Warehousing  
• Logistics • Metal Products • Pharmaceutical • Plastic



# Belt Conveyors



## Belt Conveyors

Belt conveyors are typically constructed out of T-slot aluminium making them the most compact design on the market. These can be used in many types of applications such as assembly line operations, sorting, packing and inspection. Flat belt, plastic modular belting or inclined conveyors are also an option for this system.



### Key Features:

#### Safety

- The belt runs to the edge and protects operators from potential injury from pinch points
- No exposed rotatory shafts for operators to get caught in

#### Reliable

- Large range of sizes. Widths of 100mm – 1000 mm and lengths from 250mm to 12 metres
- Simple 4 point adjustment for belt tension with drive alignment hidden for more reliable operation
- Quick and simple process to replace worn endless belts

#### Compact

- Only 72mm diameter drive and idler rollers
- Conveyor body is only 60mm thick

#### Cost

- Compare our prices. Our conveyors are among the most cost-effective on the market

#### HACCP

- Minimal places for entrapment of dirt and dust
- Slot free profile option available for critical cleanroom areas


#### Versatile

- Constructed from our Slotpro profile makes attachments of guide rails, legs, sensors and brackets simple

## AluPro Features



*Smooth edge transmission from belt to conveyor edge*



*Internal belt return roller*



*Adjustable legs and fully lockable wheels*



*Fully enclosed IP66 drive*



*Optional VSD drive*



# Roller Conveyors



## Gravity and Powered Roller Conveyors

Roller conveyors can be used in many types of material handling situations such as warehouses, assembly line operations, sorting and packing. Gravity and powered roller conveyors or ball transfers with multi-directional functionality are available.


The gravity roller conveyor is ideal for transporting anything from boxes to pallets. The use of no power makes them a very quiet and cost-effective conveying option. The gravity conveyor system is very flexible as there is a heavy or a light duty option available, and they can be installed with a small incline, depending on your requirements.

Powered roller conveyors are cost effective, strong and reliable. A powered conveyor prevents manual lifting and shifting operations, creates a link between existing

machinery, reduces double handling of products and labour requirements, helping to increase efficiency. The rollers are typically driven by the bands running from the drive unit and each other.

### Key Features:

- Multiple roller spacings
- A range of rollers to suit applications - PVC, galvanised, stainless steel
- Bolt together construction makes maintenance simple and easy
- Widths up to 1000mm (standard)
- Any length section max 3000mm (standard)
- Infeed/Outfeed conveyor
- Straight & 90-degree sections to suit your application



# Stainless Steel Conveyors



### Key Features:

- Minimal dust accumulation to allow for easy cleaning
- Low noise and power construction
- Ability to integrate with other applications and devices such as sensors and diverters
- Easy to install
- Modular design for easy replacement of component parts, drivers, idlers, and wheel bends.
- Lightweight design

## Stainless Steel Conveyors

Stainless steel conveyors give your processing system tough and dependable performance with easy wash down and low maintenance demands. Our conveyor's modular design comprehends trouble-free line configurations, site installation and maintenance making them cost effective and simple to use. There are no exposed nip points or rotating shafts and our modular conveyors are fitted with maintenance-free bearings for continuous operation in wash down environments as stainless steel conveyors are widely used in applications for food manufacturing and in the pharmaceutical industries where cleanliness and hygiene are imperative.

### Types of Stainless Steel Conveyors Include:

- Wire mesh belt
- Modular
- Roller
- Fully washdown



# Slat Chain Conveyors

## Slat-Chain Conveyors

Slat chain conveyors are suitable for use in industrial and wash down environments, typical application is for transporting and accumulating bottles, cans and other packaged products. We offer a wide range of Acetal / Stainless Steel Slat Chain Conveyors that can cater handling and conveying requirements for various industries.


**Conveyor Type:** Straight, Bend, Incline, Decline

**Width:** 82mm, 85mm, 101mm, 114mm, 127mm and 152mm, 190mm

**Variable Speed:** With VFD Range between 5m/min to 60m/min

**Belt Material:** Acetal or Stainless steel chain

**Structure:** Aluminium, MS with Powder Coating / Painting, SS 304



# Accumulation Conveyors

## Accumulation Conveyors

Accumulation conveyor momentarily holds products before liberating them to the next production phase. With the use of an accumulation conveyor it can help to balance product flow and provide a smoother running plant with increased efficiencies. Accumulation conveyors come in two different configurations; accumulation table and alpine conveyor.

## Alpine Accumulation Conveyor

The alpine accumulating conveyor acts as a buffer between machines. It can be used for cooling, drying or to move the products horizontally. The alpine conveyor contain of many conveyor layers which are stacked above each other.

## Accumulating Table

With large storage capacity, an accumulation

table stores products to generate mass buffering in order to accommodate other processes. This equipment is driven by two gear motors which drive alternating conveyors in opposite directions. It also employs straight running chain to avoid damage to the product. Falling products are discarded at the turning ends. Number of lanes can vary from 3 to 9.

## Key Features:

- Can change and adapt as you make changes to your plant and application by simply adding, removing or reconfiguring components.
- Plastic chain makes turns and elevation changes within a single conveyor
- Conveyor frames feature a T-slot for mounting accessories, supports and guides
- 180 degree wheel bends allow alpiners to operate in very little space






# Gripper Conveyors

## Gripper Conveyors

A Gripper conveyor consists of 2 sets of conveyors with gripper belting to move product from a lower elevation to upper elevation or vice versa, only taking up very minimum floor space. Gripper conveyors are an ideal set up for high speed production or packaging line. It holds the product in a firm but gentle manner before releasing it to another conveyor. Gripper conveyors are widely used to elevate and lower food and beverage products. It consists of two parallel sets of conveyor sections that are joined on an adjustable mechanism which allows the unit to accommodate different size products.

### Key Features:

- Saves floor space and conveyor length
- Maximize space utilization by creating buffering at ceiling levels.
- Easily integrates with other application such as blowers, fillers, and packaging lines
- Flexible and lightweight
- Easy to install and accommodate site layouts.
- High capacity vertical transport



## Speciality Conveyors



Elevator Conveyors



Hopper Conveyors



Custom Conveyors



## Easy Conveyor Systems

Easy Conveyors have five basic types of conveyors that can be configured and customised to suit your needs. Conveyors can be configured through Easy Conveyor's online configuration. Complete assemblies and full CAD parts are available in major CAD formats. This simplifies the design process and makes Easy Conveyors your simple solution for your conveying needs.

1. EBS Belt Conveyors
2. ETS Table Top Conveyors
3. EMBS Mat Top Conveyors
4. EMCS Mat Top Conveyors
5. ERA Roller Conveyors



### Key Features:


- Available in stainless steel and aluminium
- Fully modular construction
- Economic, space saving and flexible system
- Future proof; changes and additions are easy to make at any time
- Simple to install and maintain with the use of simple handheld tools

## EBS Belt Conveyors

### Light, Medium and Heavy Duty

Only available in aluminium. A modular straight running belt conveyor. Available in two different series the EBS40 & EBS80.

- EBS40 Std. Widths 100mm to 600mm with a high max load capacity and a max. length of 16m
- EBS80 Standard Widths 200 to 1200mm, great for heavy duty requirements.



## ETS Table Top Conveyors

### Small Flexible Plastic Belt Conveyors

This system is available in both stainless steel and aluminium. It uses a plastic chain that permits horizontal and vertical change of direction. In addition to the std. types, bespoke chain links are available.

- Standard Widths 80, 140, & 200mm
- Suitable for product widths up to 400mm








## EMBS Mat Top Conveyors

### Wide Flexible Plastic Belt Conveyors

This system is available in both stainless steel and aluminium. A perfect fitting multi-flex plastic chain allows straight, horizontal and vertical running capability.

- Standard widths 255, 340, 425 & 510mm
- Suitable for product widths up to 700mm



## EMCS Mat Top Conveyors

### Wide Straight Plastic Belt Conveyors

This system is only available in aluminium. A straight running mat top conveyor.

- Standard widths 170, 255, 340, 425, 510, 680, & 850mm
- Max load of approx. 250kgs
- POM Chain; Flat Top, Friction Top & Open Top structure.




## ERA Roller Conveyors

### Driven and Non Driven Conveyors

Only available in aluminium. A roller conveyor system is suitable for product transport.

- Gravity or Powered Rollers available
- Galvanised rollers with 50mm dia. as Standard (zinc plated and PVC available)
- Standard Roller lengths 420, 520 & 620mm
- Max lengths of 20m



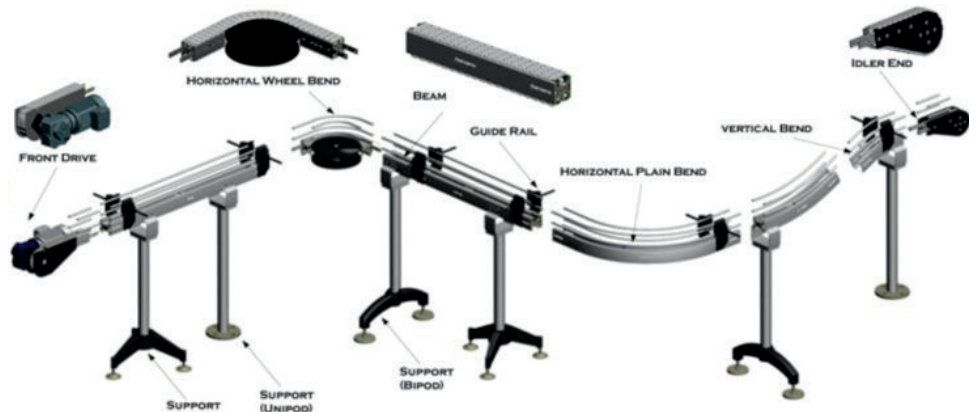


# MODU Conveyors




## Modu Conveyor Systems

MODU System provides diverse plastic chain and belt conveyor systems. All conveyor systems can be effortlessly assembled with standard tools. MODU Components are prepared with anodized aluminium and plastic, giving a spotless and artistic outlook. The bends, straights and supports are made up of pre-assembled pieces due to which MODU Conveyors can be reconfigured or assembled in minimal time using simple handheld tools. MODU Conveyors are available in Aluminium or Stainless Steel.



Modular • Reliable • Flexible

### Plastic Chain



Modu plastic chain options

### Plastic Chain Configurations

Chain Width: 63mm-220mm

Beam Width: 65mm-225mm

Aluminium or Stainless Steel Frame


#### Key Features:

- Can change and adapt as you make changes to or reconfiguring components.
- Plastic chain makes turns and elevation changes within a single conveyor
- Conveyor frames feature a T-slot for mounting accessories, supports and guides
- Horizontal wheel bends for tighter radius turns
- Horizontal plain bends allow turns with a wider radius, vertical plain bends allow product to be elevated or lowered while being conveyed.

#### Key Features:

- Minimal dust accumulation to allow for easy cleaning
- Low noise and power consumption
- Ability to integrate with other applications and devices such as sensors and diverters
- Easy to install and flexible to match with site arrangement layout
- Modular design for easy replacement of component parts, drivers, idlers and wheel bends

### Plastic Belt



### Plastic Belt Configurations

Chain Width: 315mm-585mm

Beam Width: 360mm-480mm

Aluminium or Stainless Steel Frame

#### Key Features:

- Solution for conveying large products
- Easy engineering, maintenance and operation
- Reliable, flexible, safe and adaptive to any requirements
- Belt surface is flat and smooth which minimizes the risk of scratches on products
- Designed to ensure their suitability for the hygiene industry









ROBOTICS • AUTOMATION • CONVEYORS

0800 37 55 66 | [sales@autoline.nz](mailto:sales@autoline.nz) | [www.autoline.nz](http://www.autoline.nz)